



SLE6000

Infant Ventilator with OxyGenie®

Infant Ventilator



The SLE6000 has been designed to enable you to ventilate the critically ill infant. The ventilator's range of modes, functions and options and our support enable you to meet their unique physiological and developmental needs, for precise specialised treatment.

SLE has focused solely on the design and manufacture of infant ventilators in the UK since the 1980s and supplies them to over ninety countries. Decades of innovation are incorporated in the SLE6000's specialist lung-protective features which include effective High Frequency Oscillation Ventilation (HFOV) using unique bidirectional jets^[1], Pressure Support Ventilation (PSV), Conventional ventilation and Volume Targeted Ventilation (VTV) and a choice of non-invasive ventilation modes (NIV) and High Flow Oxygen Therapy.

The SLE6000 has both dual- or single-limb non-invasive ventilation interface options applied using a nasal mask or nasal prongs. NIV modes all have servo-controlled flow compensation for leaks to ensure consistent ventilation.

The SLE6000 can be fitted with individual combinations of parameters and add-on modules to provide the ideal ventilator for your requirements.

Choose your own combination of modules...


With the world of ventilation continuously changing, the SLE6000 has been conceived as a modular system – capable of adapting to new respiratory therapies as they emerge.



Standard conventional modes include CPAP, CMV, SIMV, PTV and PSV.
Standard NIV modes include nCPAP and NIPPV.



HFOV: SLE's HFOV is bi directional and effective ^[1,2], and includes VTV as standard. This software module allows both invasive and non-invasive (dual limb) HFOV.



EtCO₂: Adds software that allows the SLE6000 to monitor and display etCO₂. It requires an Oridion MicroPod™ to interface with the SLE6000 and sampling lines



HFOT: High Flow Oxygen Therapy. Adds the facility to give nasal O₂ therapy with a high-flow nasal cannula and a single limb circuit.



NIPPV Tr: Adds a Triggered NIPPV mode to the ventilator using a proximal pressure trigger to initiate patient-driven pressure-supported breaths in dual limb mode.



IntelliBridge Module: Allows a patient monitor to display ventilator data on-screen. Adds software that allows it to interface with the SLE6000.



OxyGenie®: Continuously controls the FiO₂ to maintain a stable SpO₂ ^[5,7,8,9]. Requires the SpO₂ Software module and software to be installed.



SpO₂: Adds software that allows the SLE6000 to monitor and display SpO₂ ^[6]. Uses Masimo® SET® technology and sensors or Nellcor™ OxiMax technology and sensors.



NIV: Adds the facility to ventilate using nCPAP and DuoPAP with a single limb circuit using fluidic-flip nCPAP generators to deliver nCPAP and DuoPAP.



VTV: Adds VTV (Volume Targeted Ventilation) to all of the conventional invasive monitoring modes ^[3].



Lunar Interface: Standard on all SLE6000 ventilators. Designed to be clear to view and reduce night-time glare and light pollution.

Primary Menu Buttons

With its menu structure the SLE6000 offers many features, but the process is still a 1-2-3 step operation. Four simple choices give instant access to: Modes, Alarms, Utilities and Layout.

Alarms & Light bar

All messages and alarms in the information bar can be viewed from a distance and are colour-coded based on priority. A 360° light bar further enhances visibility.

Graphics Section

The customisable graphics section allows the user to switch between different screen layouts that can be configured to meet individual requirements.

Main Parameters

Primary ventilation parameters are permanently visible for immediate access and change between modes to show only the required parameters.

SLE6000 shown with OxyGenie® active



Measured Values

Large and sequenced. Each parameter is clearly labelled, plus the user is easily able to switch between basic and advanced data display at any time.

Compact Design

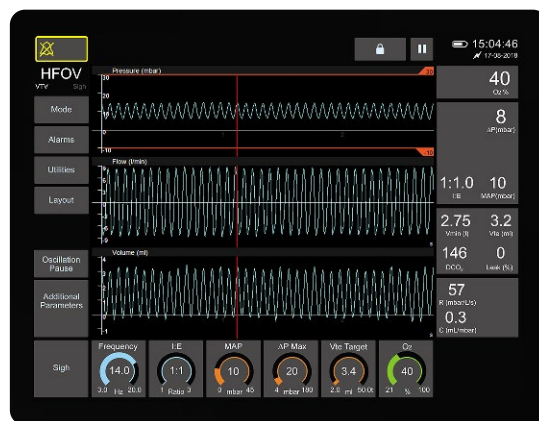
The SLE6000 ventilator is housed in a single compact box. The integrated touch-screen is angled for visibility and for distance viewing.

Everything at your fingertips

The SLE6000 sees the introduction of a Capacitive touch interface, which incorporates a low-glare screen (in keeping with the increased emphasis on developmental care) whilst setting a new benchmark in usability. Recent research in developmental care has shown that excessive light is involved in retinal damage, sleep pattern alterations, disturbance of circadian rhythms and poor growth^[4].



Synchronised Intermittent Mandatory Ventilation, or SIMV, is a patient interactive mode of ventilation. It can be used with PSV and/or VTV.



HFOV can be defined as the delivery of small tidal volumes at very high rates and is lung protective. The rates are typically between 10Hz and 15Hz.



OxyGenie™ An automatic O₂ control for the SLE6000 ventilator. The SLE6000 continuously adjusts the FiO₂ to maintain a stable SpO₂^[9].



Loops A lung mechanics screen shows additional data - in this case two loops. A secondary column of data can be shown when required.



The SLE6000 can be used for non-invasive ventilation and High Flow Oxygen Therapy when these modules are installed on the ventilator.



Trends Up to 14 days of trends are stored for all parameters. Zoom and scroll to find any parameter's values at a particular time.

Available in the combination you need...



Versatile HFOV

The SLE6000 is the latest generation oscillator from SLE. With SLE's unique valveless technology using high-speed bidirectional jets, it ensures an effective and controllable HFOV delivery^[1].

Using a variety of patient interfaces, the SLE6000 is able to deliver High Flow Oxygen Therapy, conventional ventilation, non-invasive ventilation and HFOV (both invasively and non-invasively).

Gas monitoring

The new modular system of the SLE6000 allows it to be easily upgraded to monitor your patients' two most important gases: oxygen and carbon dioxide.

Plug in modules give users the ability to monitor SpO₂ using Masimo® sensors, or the Nellcor™ OxiMax. For etCO₂ Monitoring, users can use the Oridion MicroStream™ system.

Both systems feature displays of digital values and waveforms and allow the user to store and retrieve up to 14 days of trend data. Simultaneous trends of ventilator parameters allow for correlation of 'cause and effect' for data interpretation.

SIMV, etCO₂ and IntelliBridge

OxyGenie® and SpO₂



OxyGenie®: Auto vs Manual

With the high workload medical staff caring for preterm infants often face, an automatic O₂ system can help reduce manual adjustment of the ventilator and allow free staff to spend more time caring for the infant.

The introduction of OxyGenie®, a reliable, accurate controller for delivered oxygen, can give a reduction in manual interventions resulting in an improvement in efficiency of care [10].

Versatile System

The SLE6000 gives you everything in a single configurable system that a customer would need from a conventional ventilator plus the options of SpO₂, OxyGenie®, CO₂, HFOV, VTV and more...

Using a single circuit increases the versatility, and gives major time and cost benefits - just change the circuit layout to single- or dual-limb and change the interface to any of ET tube/CPAP/mask/prongs to support the baby from critical care to NICU to HDU to SCBU.

References

- 1: Harcourt ER, John J, Dargaville PA, Zannin E, Davis PG, Tingay DG.
Pressure and flow waveform characteristics of eight high-frequency oscillators
Pediatr Crit Care Med. 2014 Jun;15(5):e234-40
- 2: Grazioli S, Karam O, Rimensberger PC.
New generation neonatal high frequency ventilators: effect of oscillatory frequency and working principles on performance
Respir Care. 2015 Mar;60(3):363-70. doi: 10.4187/respcare.03048. Epub 2014 Nov 18
- 3: Peng WS, Zhu HW, Shi H, et al.
Volume-targeted ventilation is more suitable than pressure-limited ventilation for preterm infants: a systematic review and meta-analysis
Arch Dis Child Fetal Neonatal Ed 2014;99: F158-F165.
- 4: Thomas T. Lai, MD, Cynthia F. Bearer, MD, PhD.
Iatrogenic Environmental Hazards in the Neonatal Intensive Care Unit
Clin Perinatol 35 (2008) 163-181
- 5: Saugstad OD, Aune D.
Optimal oxygenation of extremely low birth weight infants: a meta-analysis and systematic review of the oxygen saturation target studies.
Neonatology 2014;105:55-63.
- 6: Poets CF, Roberts RS, Schmidt B, et al.
Association between intermittent hypoxemia or bradycardia and late death or disability in extremely preterm infants.
JAMA 2015;314:595-603.
- 7: Plottier GK, Wheeler KI, Ali SKM, Sadeghi Fathabadi O, Jayakar R, Gale TJ, Dargaville PA.
Clinical evaluation of a novel adaptive algorithm for automated control of oxygen therapy in preterm infants on non-invasive respiratory support.
Arch Dis Child Fetal Neonatal Ed 2017; 102: F37-F43.
- 8: Peter A Dargaville, Omid Sadeghi Fathabadi, Gemma K Plottier, Kathleen Lim, Kevin I Wheeler, Rohan Jayakar, Timothy J Gale
Development and preclinical testing of an adaptive algorithm for automated control of inspired oxygen in the preterm infant
Arch Dis Child Fetal Neonatal Ed 2016;0:F1-F6.
- 9: Clarke, A., Yeomans, E., Elsayed, K., Medhurst, A., Berger, P., Skuza, E. and Tan, K. (2015)
A randomised crossover trial of clinical algorithm for oxygen saturation targeting in preterm infants with frequent desaturation episodes.
Neonatology, 107 (2), 130-136.
- 10: David W Sink, Shelly Ann E Hope, James I Hagadorn
Nurse:patient ratio and achievement of oxygen saturation goals in premature infants
Arch Dis Child Fetal Neonatal Ed 2011;96:F93-F98.
doi:10.1136/adc.2009.178616



Manufactured by

SLE Limited

Commerce Park, Commerce Way,

Croydon, CR0 4YL

England


T +44 (0)330 175 0000

E salesadmin@inspiration-healthcare.com

W inspirationhealthcaregroup.com



MicroPod, Microstream, FilterLine and VitaLine are trademarks of Covidien/Medtronic Inc. IntelliVue and IntelliBridge are trademarks of Philips Healthcare.

Masimo, SET[®],  and LNCS are federally registered trademarks of Masimo Corporation. | OxyGenie[®] is a registered trade mark of SLE Ltd in the EU. | SLE and SLE6000 are trademarks of SLE Ltd. All other names, logos, and brands are property of their respective owners. | Copyright SLE Ltd ©2024 | Subject to Change | MK-PHL-000039